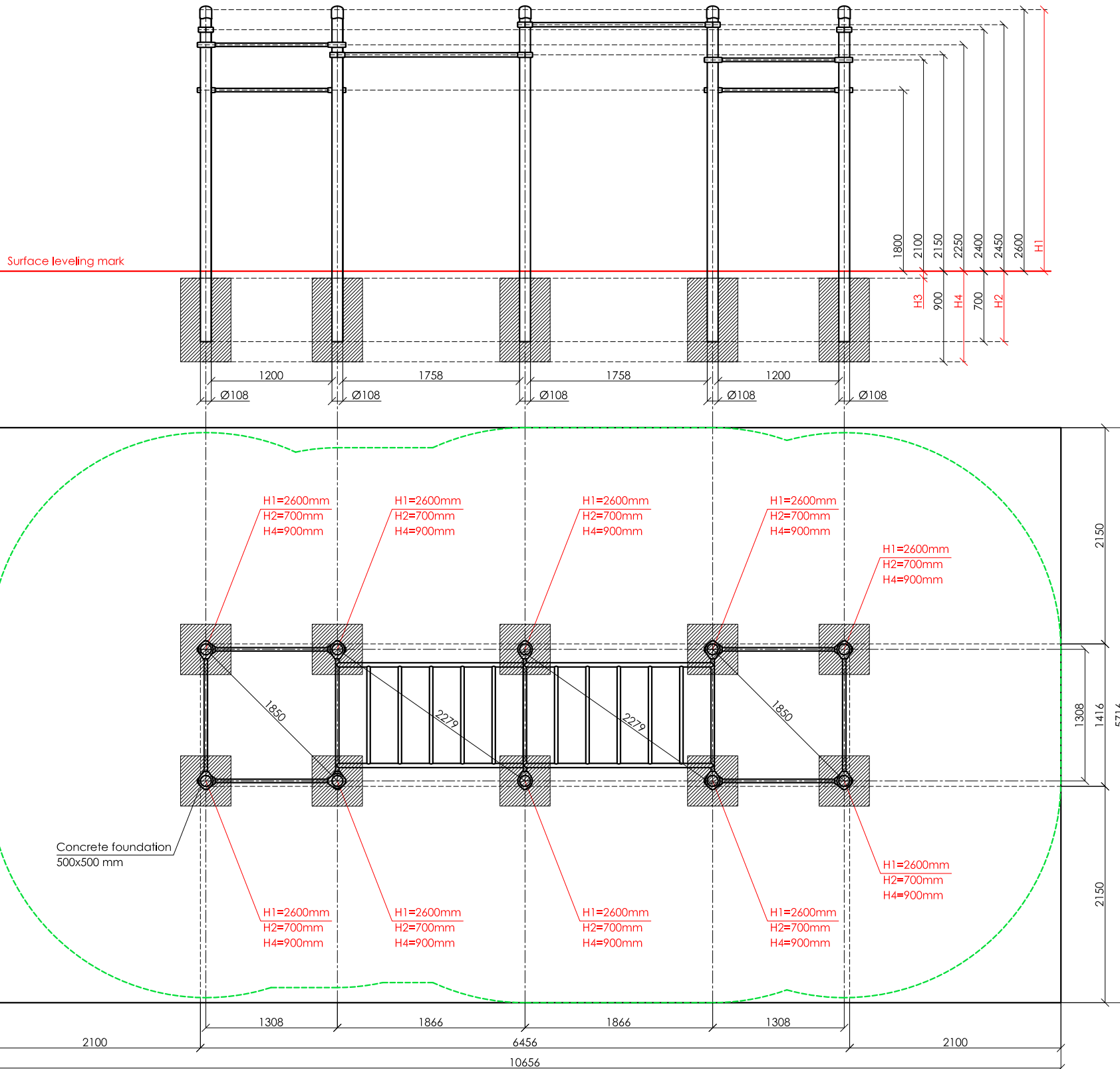
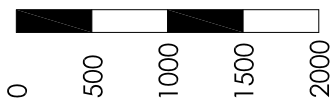


SCALE 1:50



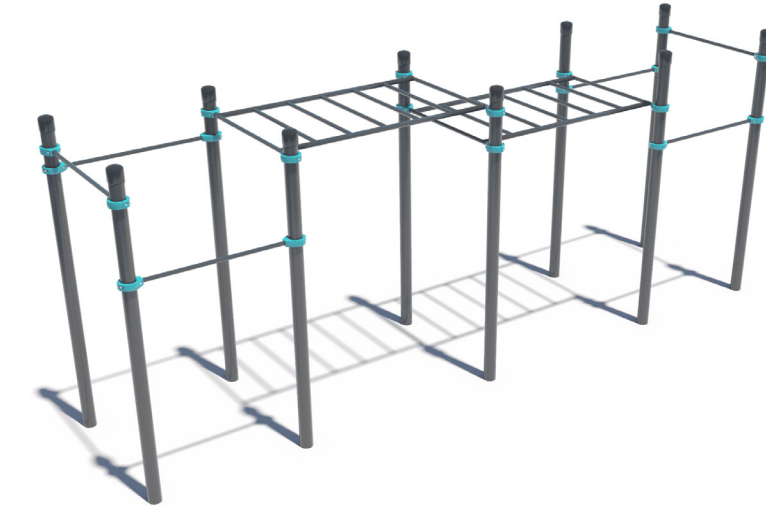
**KENGURU
PRO**

"KENGURU PRO" LTD

Address: Lauteres street 4, Riga, Latvia, LV-1002
 VAT Reg. No. 40103750152
 Bank: A/S Luminor bank, SWIFT: RIKOLV2X ,
 Bank Account: LV65RIKO0002930161161
 e-mail: info@kengurupro.eu
 www.kengurupro.eu

K-003

Dikson



The complex consists of ten vertical columns, six crossbars 1200 mm in length and two monkey bar sections. Optionally, two or four crossbars can be re-designed to be 1758 mm in length. Monkey bar sections are fixed on different height from the ground. The length of each section is 1900 mm. The distance between the crossbars of each monkey bar is 311 mm. The complex is secured together with siluminium clamps. Weight 434.4 kg.

Installation instructions:

- Choose a suitable underground for the unit (see page 2, table 2)!
- Prepare the construction pit with a drilling machine or other devices.
- Before pouring the concrete all structures elements must be leveled and fixed.
- Complex elements must be fixed and bolted together with metal clamps.
- Ready-made C25 concrete should be used.
- Crossbars installation height can be changed according to customer's wishes.
- Approximately 0,15m³ concrete is needed for each spot foundation.
- Under the structures we recommend to install absorbing rubber cover.

The size of the hole for the foundation is depending on the consistency of the ground. The dimensions mentioned above are applicable for normal conditions with firm ground. If the ground is extremely soft, a much bigger foundation is needed. Use only appropriate material and follow the installation instructions closely!!!

Foundation plan and area of movement of the K-003 Dikson				Technical information		
Foundation when using Shock absorbing underground (syntethic – rubber granulates)		Beveling of foundation when using loose filling material		width:	1416 mm	
H3		H3		height:	2650 mm	
40 mm	> 1.2.....1.4 m	20 cm	< 1.0 m	length:	6456 mm	
50 mm	> 1.5.....1.7 m	30 cm	< 2.0 m	largest part:	3350 mm	
60 mm	> 1.8.....2.0 m	40 cm	< 3.0 m	weight:	434,4 kg	
70 mm	> 2.1.....2.5 m			floor space required	10656 x 5716 mm	
				pipe measurements:	diameter:	wall thickness:
					108 mm	3.2 mm
					42.4 mm	3.2 mm
					33.7 mm	3.2 mm
				metal parts:	steel, galvanized, powder coated RAL 7016 (anthracite grey)	
				metal clamps:	siluminium, powder coated, RAL 5018 (turquoise blue)	
				bolts for metal clamps	stainless steel, Pin Hex Button Head Security bolts M10	
				max. free fall height:	< 2450 mm	possible underground see DIN 79000:2012-05 Tab.2 or installation instructions
				user height:	> 140 cm	
				maximum user weight:	130 kg	
				certificates:	TÜV Rheinland InterCert Kft.	

