
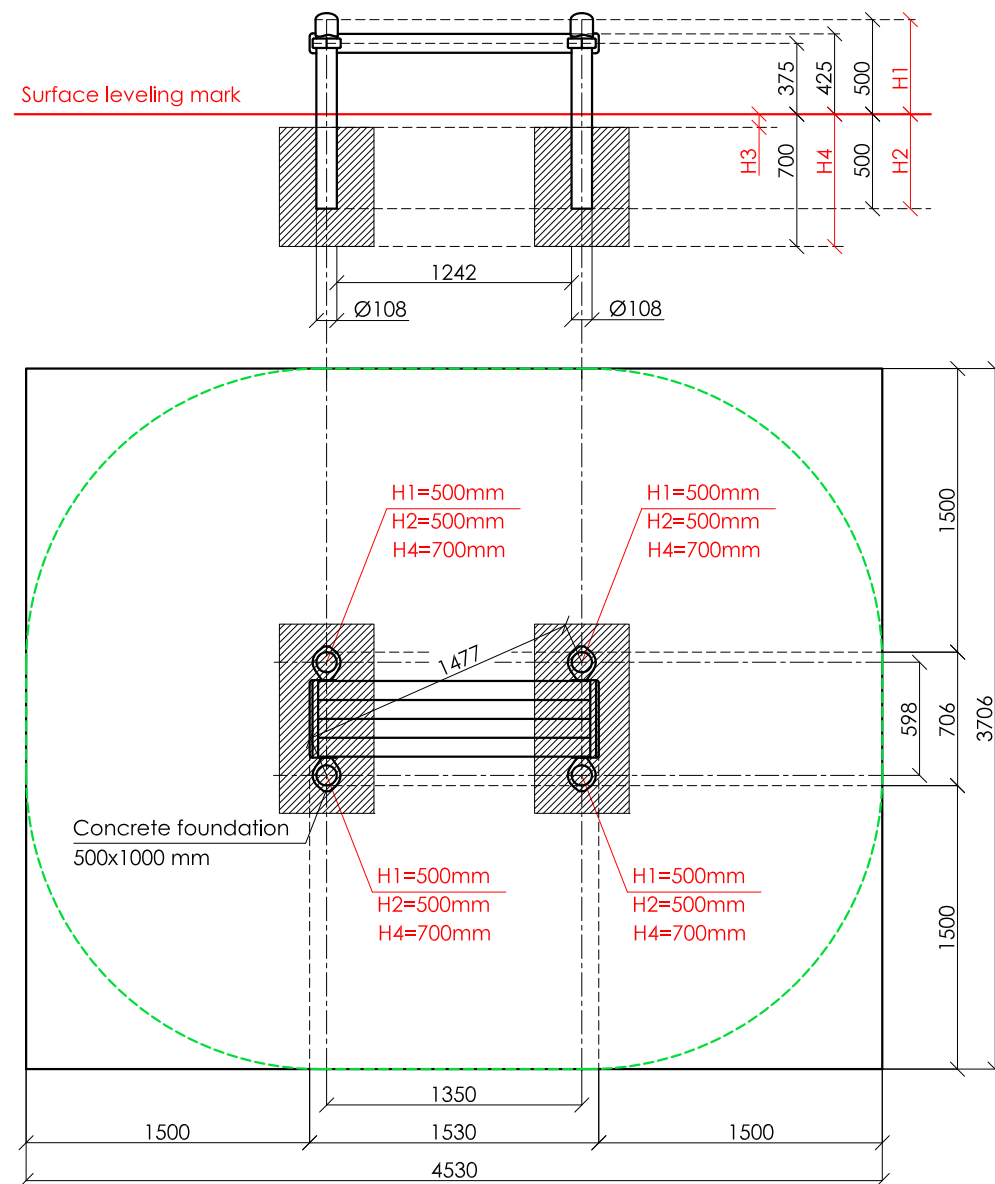
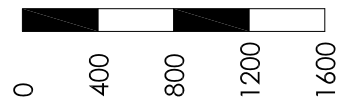


SCALE 1:40



**KENGURU  
PRO**

**"KENGURU PRO" LTD**

Address: Lauteres street 4, Riga, Latvia, LV-1002  
 VAT Reg. No. 40103750152  
 Bank: A/S Luminor bank, SWIFT: RIKOLV2X,  
 Bank Account: LV65RIKO0002930161161  
 e-mail: info@kengurupro.eu  
 www.kengurupro.eu

K-015

Bench



The construction consists of four vertical columns and composite material bench with the length of 1500 mm, width of 400 mm. The distance between the columns is 598 mm. The standard height of the bench is 425 mm. Construction is secured together with siluminium clamps. Weight- 79,0 kg.

**Installation instructions:**

- Choose a suitable underground for the unit (see page 2, table 2)!
- Prepare the construction pit with a drilling machine or other devices.
- Before pouring the concrete all structures elements must be leveled and fixed.
- Complex elements must be fixed and bolted together with metal clamps.
- Ready-made C25 concrete should be used.
- Crossbars installation height can be changed according to customer's wishes.
- Approximately 0,15m<sup>3</sup> concrete is needed for each spot foundation.
- Under the structures we recommend to install absorbing rubber cover.

The size of the hole for the foundation is depending on the consistency of the ground. The dimensions mentioned above are applicable for normal conditions with firm ground. If the ground is extremely soft, a much bigger foundation is needed. Use only appropriate material and follow the installation instructions closely!!!

Foundation plan and area of movement of the K-015 Bench				Technical information	
Foundation when using Shock absorbing underground (synthetic - rubber granulates)		Beveling of foundation when using loose filling material		width:	706 mm
				height:	550 mm
				length:	1530 mm
				largest part:	1530 mm
				weight:	79,0 kg
				floor space required	4530 x 3706 mm
<b>H3</b>	<b>Drop height</b>	<b>H3</b>	<b>Drop height</b>	pipe measurements:	diameter:
40 mm	> 1.2.....1.4 m	20 cm	< 1.0 m		108 mm
50 mm	> 1.5.....1.7 m	30 cm	< 2.0 m		3.2 mm
60 mm	> 1.8.....2.0 m	40 cm	< 3.0 m		3.2 mm
70 mm	> 2.1.....2.5 m			metal parts:	steel, galvanized, powder coated RAL 7016 (anthracite grey)
				metal clamps:	siluminium, powder coated, RAL 5018 (turquoise blue)
				bolts for metal clamps	stainless steel, Pin Hex Button Head Security bolts M10
				wood plastic composite beam measurements:	Height, width (mm)   Length (mm)
					100x100   1500
				WPC beams	Dark brown, brushed surface
				max. free fall height:	< 425 mm   possible underground see DIN 79000:2012-05 Tab.2 or installation instructions
				user height:	> 140 cm
				maximum user weight:	130 kg
				certificates:	TÜV Rheinland InterCert Kft.

